

New Forest 1600

Технические характеристики

По вопросам продаж и поддержки обращайтесь:

| | | | |
|-----------------------------|---------------------------------|--------------------------------|--------------------------|
| Алматы (7273)495-231 | Калининград (4012)72-03-81 | Омск (3812)21-46-40 | Сыктывкар (8212)25-95-17 |
| Ангарск (3955)60-70-56 | Калуга (4842)92-23-67 | Орел (4862)44-53-42 | Тамбов (4752)50-40-97 |
| Архангельск (8182)63-90-72 | Кемерово (3842)65-04-62 | Оренбург (3532)37-68-04 | Тверь (4822)63-31-35 |
| Астрахань (8512)99-46-04 | Киров (8332)68-02-04 | Пенза (8412)22-31-16 | Тольятти (8482)63-91-07 |
| Барнаул (3852)73-04-60 | Коломна (4966)23-41-49 | Петрозаводск (8142)55-98-37 | Томск (3822)98-41-53 |
| Белгород (4722)40-23-64 | Кострома (4942)77-07-48 | Псков (8112)59-10-37 | Тула (4872)33-79-87 |
| Благовещенск (4162)22-76-07 | Краснодар (861)203-40-90 | Пермь (342)205-81-47 | Тюмень (3452)66-21-18 |
| Брянск (4832)59-03-52 | Красноярск (391)204-63-61 | Ростов-на-Дону (863)308-18-15 | Ульяновск (8422)24-23-59 |
| Владивосток (423)249-28-31 | Курск (4712)77-13-04 | Рязань (4912)46-61-64 | Улан-Удэ (3012)59-97-51 |
| Владикавказ (8672)28-90-48 | Курган (3522)50-90-47 | Самара (846)206-03-16 | Уфа (347)229-48-12 |
| Владимир (4922)49-43-18 | Липецк (4742)52-20-81 | Саранск (8342)22-96-24 | Хабаровск (4212)92-98-04 |
| Волгоград (844)278-03-48 | Магнитогорск (3519)55-03-13 | Санкт-Петербург (812)309-46-40 | Чебоксары (8352)28-53-07 |
| Вологда (8172)26-41-59 | Москва (495)268-04-70 | Саратов (845)249-38-78 | Челябинск (351)202-03-61 |
| Воронеж (473)204-51-73 | Мурманск (8152)59-64-93 | Севастополь (8692)22-31-93 | Череповец (8202)49-02-64 |
| Екатеринбург (343)384-55-89 | Набережные Челны (8552)20-53-41 | Симферополь (3652)67-13-56 | Чита (3022)38-34-83 |
| Иваново (4932)77-34-06 | Нижний Новгород (831)429-08-12 | Смоленск (4812)29-41-54 | Якутск (4112)23-90-97 |
| Ижевск (3412)26-03-58 | Новокузнецк (3843)20-46-81 | Сочи (862)225-72-31 | Ярославль (4852)69-52-93 |
| Иркутск (395)279-98-46 | Ноябрьск (3496)41-32-12 | Ставрополь (8652)20-65-13 | |
| Казань (843)206-01-48 | Новосибирск (383)227-86-73 | Сургут (3462)77-98-35 | |
| Россия +7(495)268-04-70 | Киргизия +996(312)-96-26-47 | Казахстан +7(7172)727-132 | |



// DETAIL IS EVERYTHING

Introductions aren't necessary for the New Forest 1600 electric fire.

The savvy design and skilled engineering behind this large masterpiece is equalled by none in the industry.

Step back, admire the beauty, and then visualise this as the focal point of your home.





Two-way mirrored rear glass

Impress your guests with the click of a button. The down-lights not only create the illusion of a deeper looking fuel bed but also a brighter focal point and warmer glow.

// DOWNLIGHT-EFFECT

Our award-winning LED flame technology is impressive by itself. It becomes even more amazing when the down-lights are turned on.

The down-lighting effect illuminates the reflective mirror resulting in a brighter fuel-bed while creating the illusion of a deeper looking fuel bed. This transcends the overall effect of the New Forest Electric Fire and creates a prominent focal point within the room.



// FOREST VIEW

The signature logs are a result of detail-oriented research of tree types typically found in the New Forest National Park. To further enhance the realistic effect each log is hand-painted adding unique details and an overall impressive view.

Underneath the New Forest logs sits a bed of diamond crystals and husk. This combination creates an Earthy, yet, vibrant feel with lights from below adding a shimmer of sparkle.





// SLATE VIEW

A dynamic way to enhance the lighting of the New Forest is with the Slate View. To introduce more light from underneath the fuel-bed tray is flooded with crystals along with several pieces of slate and finished the signature logs. This setup allows more light and brightens the overall focal point.

One setting that can take you through a journey of tranquillity is the auto-transitioning of all three fuel-bed colours. The seamless changing of colours creates a vibrant mood and atmosphere.

*Included with standard model







// DIAMOND LIGHT

This fuel-bed setting is all about light, colour, and flames. Small crystals, along with several larger crystals, create a sea of sparkle and sensation. Due to the absence of the New Forest logs the flame-effect's raw elegance is exposed.

*Included with standard model





// DELUXE REAL LOGS

Upgrade your view and create the ultimate experience with Deluxe Real Logs.

Each Deluxe Real Log is unique and artisanly crafted using actual logs found in nature. They really enhance an already prominent statement piece in any room will take any viewer by surprise — especially, when you tell them that they are real logs.

The development process of the Deluxe Real Logs fuel bed begins by selecting different sized logs, branches, and twigs to create a natural log layout. Then placed on a forest floor bed comprised of bark, twigs, and log remnants. A resin mix is then added into the base and cured in an oven to permanently fix the logs.

*Upgraded purchase. Not included with standard model.





// HOW AIR CURTAIN TECHNOLOGY WORKS

Our patented Air Curtain Technology is powered by the process of circulating cooler air in and dispersing warmed air back into the room via our dual-outlet system, which is discreetly placed above the glass, creating an efficiently heated space.

AIR CURTAIN TECHNOLOGY®

UK Patent Number: GB 2583055 B




Room air is drawn in across
the top outlet (shown left)

The fan controls the
heat and distributes it
widely into the room

Discreet heater outlet

Minimal glass recess



// INSTALLATION TO SUIT YOU

There isn't a wrong way to install the New Forest 1600 electric fire... just your way... choose whichever suits your desire.

The installation process is straight-forward and simple to complete. All you need to furnish is a power source and a wall or false chimney breast to setup the New Forest.

The expertly designed New Forest 1600 allows you to cover what is not necessary to see and expose only the true beauty of the fuel-bed components and award-winning LED flame-effect technology.





FRONT-FACING



CORNERED



THREE-SIDED



// BE IN CONTROL

The New Forest 1600 is equipped with a remote control that bridges the connection between you and your fire. Each button displays an icon that clearly identifies the function to engage with the fire and explore the features.

Open window detection

If there is a sudden drop in temperature of 5°C or more within a ten minute period, the heater will automatically turn off to preserve energy. Look out for the OP sign on the digital display to show this has been activated. The heater will start up again once the temperature in the room rises or you choose to manually turn it back on.

Thermostatic heating

The Air Curtain Technology® heater system is thermostatically controlled using the remote handset which displays the current setting on the LCD screen. Choose a temperature between 17° and 27°C and the fire will do the work to heat the room to your desired temperature.



Flame control

Choose from four settings to adjust the brightness of the flame to suit your mood. Watch as the flames change brightness and height.

Down lighting

Select to have the carefully placed spot lights on and see every detail of the fire. Turn them off and you will see how relaxing the fuel bed can really be.

Fuel bed colour change

Cycle through all of the three colours that each provide a unique style. Can't decide... the cycle setting will flow through all the colours for you.

Daily and weekly timer

Set the fire to provide you with heat on any day throughout the week. The seven-day programmable calendar will remember your settings and will activate the thermostatic heater on each day and every week for when you need the New Forest fire the most.

Timer boost

A range of settings between one and nine hours can be selected to turn the heater on for a desired length of time.

// NEW FOREST 1600 ELECTRIC FIRE

// Dimensions:

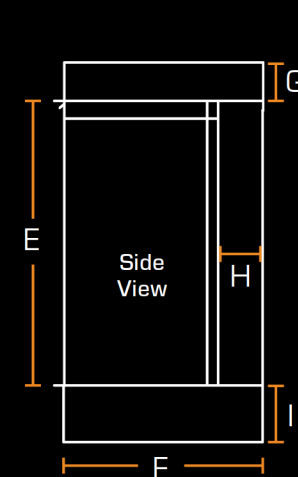

| | |
|---|--------|
| A | 1578mm |
| B | 311mm |
| C | 1600mm |
| D | 565mm |
| E | 424mm |
| F | 300mm |
| G | 55.5mm |
| H | 67mm |
| I | 83.5mm |

// Product specifications:

| | |
|-----------------|-------------|
| Heat output: | 1500W |
| Supply voltage: | 220-240V AC |
| Rating power: | 50Hz |
| Fuse rating: | 13 Amp |
| Lighting: | LED |

// Product features:

| |
|--------------------------------|
| 3-pin plug with 1.8m long cord |
| All fuel bed items included |
| Remote control included |



UK Patent Number: GB 2583055 B

European Patent Application Number: 19215407.8

Installation: Please contact your local British Fires dealer for information on this.

| По вопросам продаж и поддержки обращайтесь: | | | |
|---|---------------------------------|--------------------------------|--------------------------|
| Алматы (7273)495-231 | Калининград (4012)72-03-81 | Омск (3812)21-46-40 | Сыктывкар (8212)25-95-17 |
| Ангарск (3955)60-70-56 | Калуга (4842)92-23-67 | Орел (4862)44-53-42 | Тамбов (4752)50-40-97 |
| Архангельск (8182)63-90-72 | Кемерово (3842)65-04-62 | Оренбург (3532)37-68-04 | Тверь (4822)63-31-35 |
| Астрахань (8512)99-46-04 | Киров (8332)68-02-04 | Пенза (8412)22-31-16 | Тольятти (8482)63-91-07 |
| Барнаул (3852)73-04-60 | Коломна (4966)23-41-49 | Петрозаводск (8142)55-98-37 | Томск (3822)98-41-53 |
| Белгород (4722)40-23-64 | Кострома (4942)77-07-48 | Псков (8112)59-10-37 | Тула (4872)33-79-87 |
| Благовещенск (4162)22-76-07 | Краснодар (861)203-40-90 | Пермь (342)205-81-47 | Тюмень (3452)66-21-18 |
| Брянск (4832)59-03-52 | Красноярск (391)204-63-61 | Ростов-на-Дону (863)308-18-15 | Ульяновск (8422)24-23-59 |
| Владивосток (423)249-28-31 | Курск (4712)77-13-04 | Рязань (4912)46-61-64 | Улан-Удэ (3012)59-97-51 |
| Владикавказ (8672)28-90-48 | Курган (3522)50-90-47 | Самара (846)206-03-16 | Уфа (347)229-48-12 |
| Владимир (4922)49-43-18 | Липецк (4742)52-20-81 | Саранск (8342)22-96-24 | Хабаровск (4212)92-98-04 |
| Волгоград (844)278-03-48 | Магнитогорск (3519)55-03-13 | Санкт-Петербург (812)309-46-40 | Чебоксары (8352)28-53-07 |
| Вологда (8172)26-41-59 | Москва (495)268-04-70 | Саратов (845)249-38-78 | Челябинск (351)202-03-61 |
| Воронеж (473)204-51-73 | Мурманск (8152)59-64-93 | Севастополь (8692)22-31-93 | Череповец (8202)49-02-64 |
| Екатеринбург (343)384-55-89 | Набережные Челны (8552)20-53-41 | Симферополь (3652)67-13-56 | Чита (3022)38-34-83 |
| Иваново (4932)77-34-06 | Нижний Новгород (831)429-08-12 | Смоленск (4812)29-41-54 | Якутск (4112)23-90-97 |
| Ижевск (3412)26-03-58 | Новокузнецк (3843)20-46-81 | Сочи (862)225-72-31 | Ярославль (4852)69-52-93 |
| Иркутск (395)279-98-46 | Ноябрьск (3496)41-32-12 | Ставрополь (8652)20-65-13 | |
| Казань (843)206-01-48 | Новосибирск (383)227-86-73 | Сургут (3462)77-98-35 | |
| Россия +7(495)268-04-70 | Киргизия +996(312)-96-26-47 | Казахстан +7(7172)727-132 | |